

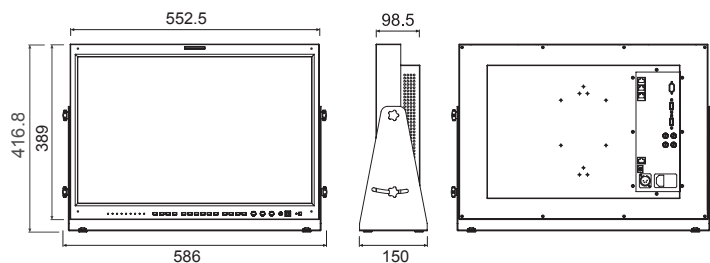
# Stereoscopic 3D TDM-Series (3D)



## Main body Dimensions

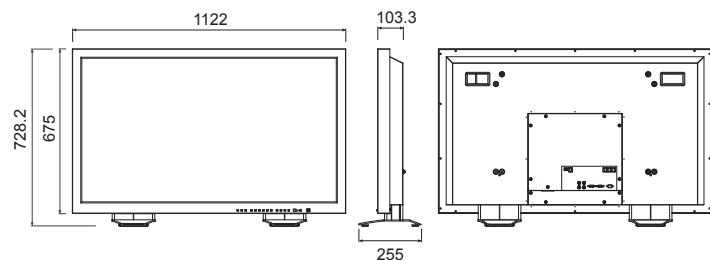
### TDM-243W

- Main Body : 552.5 x 389 x 98.5 (mm) / 21.75 x 15.31 x 3.85 (inch)
- With stand : 586 x 417 x 150 (mm) / 23.07 x 16.41 x 5.9 (inch)
- Weight : 10.8kg / 23.8lbs



### TDM-473W

- Main Body : 1122 x 675 x 103.3 (mm) / 44.17 x 26.57 x 4.1 (inch)
- With stand : 1122 x 728 x 255 (mm) / 44.17 x 28.66 x 10 (inch)
- Weight : 36kg / 79.3lbs

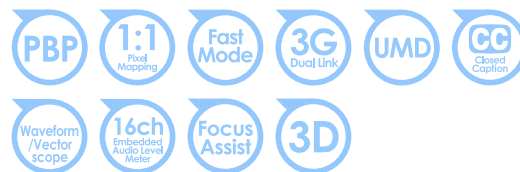


## 24", 47" 2D/3D

### Broadcast and Post-production Monitor

The TDM-Series features a passive micro-polarizing filter attached to the LCD panel in concert with passive circular polarizing 3D glasses for seamless 2D or 3D viewing of one or multiple monitors.

Full 12-bit processing delivers smooth gray scale and a built-in 3D LUT with preset or user definable (via imported 3D LUTs) color spaces of the TDM Series Monitors allow for highly accurate color visualization in 2D or 3D modes. Designed for broadcast, OB Van, production, and post-production environments, the TDM Series Monitors accept a wide variety of SD and HD digital and analog video formats and include the familiar TVLogic feature set.



## Product Highlights

- 1920 x 1080 Resolution LCD 3D
- Stereoscopic display (Passive)
- 2 x HDMI(L/R) & 2 x SDI(L/R) inputs
- 3G HD-SDI (Level A & B)
- 2D, 3D Hot Key
- 1:1 Pixel Mapping Modes for SD/HD
- Audio Level Meter Display
- Blue Only
- Focus Assist
- H/V Delay
- Key lock
- Marker
- Mono
- Range Error
- Time Code Display
- UMD
- Waveform/Vector
- CC-608 ANC
- CC-608 LINE 21
- CC-708
- TVLogic Color Calibration Utility

## LCD

Size	24"	47"
Resolution	1920 x 1200 (16:10)	1920 x 1080 (16:9)
Pixel Pitch	0.270mm	0.542mm
Color Depth	1.07B	1.07B
Viewing Angle (Typ.)	2D:178°(H)/178°(V) 3D:178°(H)/20°(V)	2D:178°(H)/178°(V) 3D:178°(H)/20°(V)
Luminance (Max.)	2D : 400cd/m <sup>2</sup> (Center)	2D : 400 cd/m <sup>2</sup> , 3D : TBD
Contrast Ratio	1000 : 1	3D : 1200:1
Display Area	518(H) x 324(V) mm	1039 (H) x 584 (V) mm

## Input

2 x BNC	SDI LEFT/RIGHT Channel Inputs
2 x HDMI	HDMI LEFT/RIGHT Channel Inputs

## Output

2 x BNC	SDI LEFT/RIGHT Channel Output (Active Loop Through)
---------	--

## Input Signal

3G-SDI	2.970Gbps
HD-SDI	1.485Gbps
SD-SDI	270Mbps
HDMI	480i/480p/576i/576p/720p/1080i/1080p/640x480/ 720x400/800x600/1024x768/1280x1024/1600x1200 1920x1080(TDM-243W)

## SDI Input Signal Formats

SMPT-425M-A/B	1080p (60/59.94/50/30/29.97/25/24/23.98/30sF/ 29.97sF/25sF/24sF/23.98sF) 1080i (60/59.94/50)
SMPT-372M (Dual Link)	Dual HD-SDI YCbCr(4:2:2) 1080p (50/59.94/60) Dual HD-SDI 1080i (50/59.94/60) YCbCr/RGB(4:4:4) 1080p/PsF (30/29.97/25/24/23.98)
SMPT-274M	1080i (60 / 59.94 / 50) 1080p (30/29.97/25/24/24sF/23.98/23.98sF)
SMPT-296M	720p (60/59.94/50)
SMPTE-260M	1035i (60/59.94)
SMPTE-125M	480i (59.94)
ITU-R BT.656	576i (50)
2K Format	2048 x 1080p (24/24sF/23.98/23.98sF)
Audio IN	Embedded Audio / Analog stereo (Phone Jack)
Audio OUT	Analog stereo (Phone Jack) / Internal Speaker (Stereo)
Power	DC 24V / AC 100~240V AC100~240V (50~60Hz)
Power Consumption (Approx.)	73Watts (MAX) 290Watts (MAX)
Operating Temperature	0°C to 40°C (32°F to 104°F)
Storage Temperature	-20°C to 60°C (-4°F to 140°F)
Accessory	AC Power Cord / Stand / 3D Glass

\* Specifications may be changed without notice.

## Optional Accessories

